

LIONS VISION

A NEWSLETTER FOR MEMBERS OF MULTIPLE DISTRICT 22 LIONS, LIONESS AND LEO CLUBS

FALL, 2021

Starry Eyes & Sunny Smiles



PDG John Shwed

Like you, I have been limited in personal interaction due to precautions related to the Covid-19 pandemic. As a consequence, You Tube has become a source of entertainment and learning for me. I have always been a fan of the music of Bruce Springsteen. The “Boss” has written or co-written over 300 songs, has performed in over 2,700 live concerts worldwide, and is doing a one-man show on Broadway. What I didn’t appreciate about him until I started watching some of his live concerts is his ability to make his fans feel really special. If you watch the live performances of two of his songs “*Dancing in the Dark*” and “*Waitin’ for a Sunny Day*” you will see that during the end of those two songs he invites fans to the stage with him – young children from age 4 to 80-year-old seniors. During those few minutes he makes those fans feel really special. You can see the starry-eyed look in their eyes and the sunny smiles on their faces. In those few minutes they are floating on cloud nine. And when I watch the “Boss’s” reaction, I believe he knows that he is giving them something special – something they will cherish for the rest of their lives.

We Lions have those same feelings when we have what is called a “*becoming a Lion experience*”. That moment is different than when we joined our Lions Club. That moment is when we get a sincere thank you in the form of starry eyes and sunny smiles for some act of kindness and assistance we have given a person. We Lions of MD-22 can be very proud of how we have impacted humanity worldwide for 30 years. Yes, 30 years. This November we will celebrate the 30th anniversary of the establishment of the Lions Vision Center at Johns Hopkins.

The Lions and our partners at the Lions Vision Center have helped many people with low vision. We have done that with leading-edge technology like the Low Vision Enhancement System, retinal implant research and improved rehabilitative practices and visual aids. I am confident that over the next 30 years our LVC research team, in partnership with their colleagues at the Wilmer Eye Institute, will make significant advances in eye research. How about those Japanese robotics engineers who showcased a robot at the summer Olympics that could shoot and sink a 3 point basketball shot from mid court! I believe that same level of ingenuity residing in our medical research team will lead to remarkable accomplishments that will result in thankful starry eyes and sunny smiles on thousands of people world-wide.

We will celebrate our Lions/Wilmer Partnership again on November 20, 2021. Due to the uncertainties caused by the Covid-19 Delta mutation, we will hold the annual Rally virtually again this year. It will be the “*EZ Rally II – the Sequel*” and once again we will share the latest LVC/Wilmer news and ask you for your financial support. In addition to operational funding we need your help with our Campaign to fund the Fellow at the Low Vision Center. We have raised over \$600,000 towards our \$2.3 million goal. Stay tuned for some exciting breaking news related to help we will be receiving with that campaign.

Make someone’s eyes sparkle and feel the warmth of their smile in return. The reward is priceless.

John J. Shwed
LURF Development Chair

Lions Vision Research Foundation Chairman's Message

Fellow Lions:

Happy Fall!! As the leaves are changing colors and temperatures are beginning to drop some, I know it is time for Lions to get back to work after some time off for the summer. I can share with all of you that your LVRF Board of Trustees are returning to a full schedule and it is an exciting time for all of us. However, before I share some great news from the Board, I just want to reflect on last year a little. I know that clubs in our Multiple District struggled to fundraise to the level we all are accustomed to and that made it quite difficult to donate funds at that same level. So that is why I am even more appreciative of all the Clubs in the Multiple and all the local Lions that gave money to LVRF last year. We were able to meet our budgeted obligations and that meant that we continued to support the Lions Low Vision Fellow to the tune of \$100,000.00, plus pay the bills necessary to operate. Thank you again, fellow Lions, for your generous support of this wonderful Foundation.

Now to share some more good news in the area of Fund Raising. Last year we formed a committee that was tasked to help us generate and explore ways to help us fund the \$2.3 million Lions Low Vision Fellow. The committee is made up of Lions and staff from the Wilmer Eye Institute. We have researched and applied for grants; however, we were finding it difficult to break through and actually receive funding from any of these grants. Until our luck changed, and the Jones Foundation reached out to Megan Leffner from Wilmer Development and wanted to know more about our Lions Low Vision Fellow and the endowment we were trying to fund. After some discussions with the staff at the Jones Foundation, I am so happy to report that we are receiving \$100,000 per year for five years to assist us with the Lions Low Vision Fellow. This will enable us to concentrate more on funding the endowment and take some pressure off of all of us when it comes to meeting our annual operating budget. Does this mean, we can stop fundraising? Absolutely not! We still have a long way to go to fund this endowment, plus I hope you will agree with me, that our job is not done until we find a cure for low vision and blindness. This should always be our #1 priority as Lions, as we were challenged by Helen Keller many years ago.

There is more good news from a Lions Club from 22D. The Pike Creek/Green Hill Lions Club has offered LVRF a challenge grant that could allow us to raise \$60,000 for the Lions Low Vision Fellow Endowment. This club is matching funds raised by LVRF up to \$30,000 from September 18 to December 1, 2021. Club donations, individual donations, and funds raised by our fundraisers all qualify for this match. So, I am asking clubs to please help us take on this challenge by donating to LVRF during this time frame. Since our annual Lions Vision Research Foundation Rally will be held during this time frame, donations presented during the rally will also qualify. I want to thank the members of the Pike Creek/Green Hill Lions Club for their generous offer to assist LVRF.



PDG Wayne Cole

While on the subject of the annual LVRF rally, we have decided to again hold a virtual rally instead of an in-person rally. The LVRF EZ Rally II "The Sequel" will be held on November 20, 2021 at 9:30 a.m. so please mark your calendars and plan to join us on line. Please make a short video presenting your club's donation and share that per the instructions sent out with the invite to the rally. I am quite sure our Development Chair, PDG John Shwed, is planning something fun and entertaining for that day.

In closing I just want to say, as I begin my second and final year as Chair of the LVRF Board of Trustees, a huge thank you to all of you for your commitment and support of LVRF. I am humbled by this wonderful opportunity afforded me, and most of all your continued support of those that suffer from Blindness and Low Vision. The research, the work, and the results that are coming out of the Lions Low Vision Center at Wilmer is all a result of the support you give to this awesome Foundation. Simply put Lions, it is what we do, isn't it? Thank you again for doing what you do on a daily basis that is truly life changing!!!

PDG Wayne Cole

Lions Vision Research & Rehabilitation Center Chief's Message

Planting in Good Faith



Dr. Judith Goldstein

While the season of autumn is a time that brings many things to a close, it is also a time to look ahead to all those wonderful things this special time of year offers. Along with the earthy smell of brightly colored leaves, deep mugs of hot chocolate warming chilly fingers, and long-awaited nostalgic family get-togethers, there is one special activity that more than any other is a pure act of faith — the planting of spring bulbs. With the magic of spring yet so distant a notion, so remote a possibility, we set our corns and bulbs deep in soil, visualize the blooms to come, and we believe.

Just as the Lions have done over so many years, we at Wilmer have been doing some bulb planting as well, and I'm so happy to report that our combined acts of faith are beginning to yield some very promising and gratifying sprouts and blooms. Perhaps above all, the fellowship training program illustrates this shared faith in the future of continued provision of low vision services.

After one year of intensive training in the field of low vision, our fellows have gone on to lead programs with the mission of caring for people with permanent vision loss. Dominic Brown, our 2021-2022 fellow joined our team in July of this year, and he is now actively engaged in patient care and research. Our fellowship curriculum is designed to provide the road map, and our expert team provides the mentoring on the technical examination and research skills required to truly flourish as an independent clinician-scientist. Dom's first presentation to our faculty grand rounds in October not only showed his natural talent as

well as his presentation and teaching abilities, but the hard work, planning and dedication necessary to educate others on the treatment and management of patients with glaucoma and low vision.

Our development and fundraising efforts to endow the fellowship training program continue to bear fruit. Although this summer we did not know the yield of outreach to grateful patients and grant applications to foundations, we believed in our mission, and with perseverance we have begun to blossom. One of our patients guided us to create a challenge — he would contribute to the fellowship if we could get another donor to match. It worked! The exciting news of our grant application to The Jones Foundation produced a commitment to support current use fellowship program needs at \$100,000 per year for the next five years. This award provides the fertile soil needed for the Lions to match and even exceed their annual support of \$100,000, except now it is toward the endowment. Most recently the Pike Creek-Green Hill Lions Club have raised the stakes with a challenge grant. Rather than waiting for spring blooms, until December 1 the Club will match every dollar raised up to \$30,000 for contribution toward the fellowship endowment.

I am so encouraged and deeply moved, seeing how our committed efforts together have nourished our faith and sense of possibility in a better future for those with vision impairment who are striving to achieve the quality of life we all so deserve. I know that with our continued faith, dedication, and blessings of good fortune, we shall yet blossom to our fullest. Thanks to all for these immeasurably meaningful efforts. Now let's get busy planting those bulbs!

Dr. Judith Goldstein

Chief, Lions Vision Research and Rehabilitation Center





LIONS VISION RESEARCH FOUNDATION EZ RALLY II "The Sequel"



SAVE THE DATE

November 20, 2021 9:30 a.m.

LOCATION: Wherever you're most comfortable



This year's Rally will highlight the progress made as we celebrate the 30th Anniversary of the Lions Low Vision Center.

As you may know, we usually accept Club donations at the annual Rally. **New this year - every dollar raised up to \$30,000 will be matched by the Pike Creek-Green Hills Lions Club.**

Again this year, we are requesting that you make a short (20 second) video announcing your Club's donation to LVRF. Email your video to Megan Leffner - mleffner@jhmi.edu. Each email should include who is speaking, which club they represent, from which district, and the details of the donation. Absolute deadline for submitting videos is 11/14/2021 to allow time to make a master donation video.

Make your donation payable to LVRF, with EZ Rally II on the memo line, and mail to Lion Paul Leatherman, LVRF Treasurer, LVRF, PO Box 1714, Baltimore, MD 21203.

Contact Lion Sue Parks, LVRF Donation Recognition Chair, for more information: Phone her at 410-979-3901 or e-mail her at LVRF.rally@gmail.com.

RSVP: LVRF.rally@gmail.com - provide your name, club, district, and phone number

Zoom info will be provided and limited to first 500 who RSVP.


Lions Vision
Research Foundation
Aim for Site
Sporting Clays Shoot Event
At Mayberry, September 25, 2021

It was a perfect day with clear skies and mild temperatures for the annual Aim for Sight fundraiser in Western Maryland. It was held again this year at the Mayberry Game and Protection Association located in northwest Carroll County on September 25th, 2021. Forty-one men and women attended from as far away as Garrett County and were drawn from seven Lions Clubs.

The winning Lions Club squad was from the LaVale Lions club.

Participants enjoyed an appetizing BBQ beef lunch by Roy & Bobbie Davis with help from Ginny Fair, Michelle Vaughn and Tom Kinser; they did a wonderful job!

District 22W 2nd VDG Jeremy Bair acted as the registrar and scorekeeper.

The event almost didn't happen; some days before the event it was discovered that there was a scarcity of the type of shells needed. All sources were searched and David Jenkins went out of his way and helped get enough shells for the event. Without his help the fundraiser might not have been possible because of the

shortage of shells. David also brought a Red Rider BB Gun that was raffled off which added to the total donated to the LVRF. David's wife also pitched in and sold 50-50 tickets and raffle tickets for the BB Gun.

Nine stations were set up and everyone started shooting clays at the same time. The event came to an end by 12 Noon.

The Chair of the event, PID Richard Liebno, was very appreciative of the help and support of the event and the trappers given by Dave Geiman of the Mayberry Game and Protection Association.



LaVale Lions Club Team (l to r) - John Clites, Ann Marie Foster, Duane Mock, and Charlie Strayer.

2021-2022 OFFICERS

Chair

PDG Wayne Cole

Vice Chair

PCC Dee Hawkins

Secretary

PDG Evan Gillett

Treasurer

Lion Paul Leatherman

Immediate Past Chair

PCC Larry Burton

BOARD ADVISORS

PIP Clement F. Kusiak

PID Richard Liebno

PID Ted Reiver

PID Joseph Gaffigan

ADMINISTRATIVE MANAGER

Lion Sue Parks

Lions Vision Research Foundation

P.O. Box 1714 Baltimore, MD 21203-1714

Bus: (410) 955-1883—Voice mail (only) to be returned.

sparks@severnriverlions.org

EDITOR

Lion Bill Strauss

(301) 667-4516

williamstrauss@msn.com



WILMER FACULTY & STAFF

Peter J. McDonnell, M.D.

Morton F. Goldberg, M.D.

★ Judy Goldstein, M.D.

★ Gislin Dagnelie, PhD

★ Trustee Members Representing Wilmer on the Board of Trustees

TRUSTEES District 22-A

DG Bijoy Mahanti

PDG Larry Burton (3rd of 3 years)

Lion Sue Parks (2nd of 3 years)

Lion Dr. Bob Massof (1st of 3 years)

TRUSTEES District 22-B

DG Dave Studley

PDG Wayne Cole (3rd of 3 years)

Lion Michelle Holland (2nd of 3 years)

PCC John Lawrence (1st of 3 years)

TRUSTEES District 22-C

DG Bill Lavelly

PDG Paul Hawkins (3rd of 3 years)

PDG Andrea Cumberland (2nd of 3 years)

PCC Dee Hawkins (1st of 3 years)

TRUSTEES District 22-D

DG Dave Mitchell

Lion Paul Settelmeyer (3rd of 3 years)

PDG John Shwed (2nd of 3 years)

PDG Mary Lee Phillips (1st of 3 years)

TRUSTEES District 22-W

DG Charles Croft

Lion Jack Niemiec (3rd of 3 years)

IPDG Evan Gillett (2nd of 3 years)

PDG Susan Bonura (1st of 3 years)

History of the Lions Vision Research & Rehabilitation Center

Part II: Low Vision Research

[This is the 2nd of two articles about the history of LVRRC, and the crucial role fulfilled by LVRF and the Lions of MD-22; the initial installment appeared in the Spring 2021 issue of Lions Vision]



Dr. Massof - then

It was always the intention of Drs. Patz and Massof, as well as that of Murray Ryan, PIP Clem Kusiak and the other MD-22 Lion founders of LVRF, that the Center should play an instrumental role in improving the quality of low vision care by improving the methods used in diagnosing the patients' functional deficits and the technology available for low vision rehabilitation: World

class clinical low vision care needed to be founded in a world class research program. Through the years, both types of research became pillars of the work at the Center, and the support of the Lions was critical for both.

On the technology side, we previously mentioned the Low Vision Enhancement System (LVES) and its impact on the clinical program, but it actually spread the fame of the Center and its space-age technology research around the world. An example of this was an invitation to send a successful LVES patient to Cologne, Germany, to appear in the network show Schreinemakers Live, at the time Germany's most heavily watched Friday night show. The choice fell on Tommy Korn, one of the few young LVES users, and he was accompanied by his parents and Dr. Dagnelie (who would act as an interpreter). Tommy and his father were huge Nascar fans (see picture to the right) and as luck would have it, one of the fellow guests in the broadcast was Michael Schumacher, the reigning Formula 1 world champion. Not only did Tommy get to meet him and obtain his autograph, the champion was mightily impressed with Tommy's space-age gadget.



Tommy Korn


LVES did have its limitations, however: Not only was it too heavy for most elderly patients with AMD, it also had limited battery power and could not display color. So almost from the start Dr. Massof and his team set out to improve the system. One planned improvement was the "Bubble," a real-time image transformation that would magnify the center of an image and push it outward, and this transformation would follow the wearers gaze – at

least that was the plan. Unfortunately the mid-90s technology was not ready to provide eye tracking with a head-mounted system, so while the bubble could be demonstrated and moved around with a joystick, it could not follow the wearer's eye. Oh yes, and it also required a top-of-the-line computer workstation to run the program, so building it into a portable system like the LVES was not an option. Fast forward 25 years, though, and we have the IrisVision system, developed by Dr. Massof and his most recent postdoc, now faculty member, Dr. Chris Bradley in collaboration with researchers in Berkeley, CA, The Iris Vision presents the Bubble on a cell phone screen; eye tracking requires a specialized headset, but it can be done, in real time, and using off-the-shelf consumer products!



Dr. Chris Bradley

Another application run on the IrisVision platform was RandomEyes, a method to perform visual field testing by randomly selecting to which eye the next test light will be presented rather than testing first one eye and then the other. This development by Dr. Chris Bradley built on earlier visual field tests for age-related macular degeneration (AMD) patients, called AVIAS, was created by Dr. Frank Baker at the time of the LVES program: It ran on a bench-mounted version of the LVES with built-in eye tracking and allowed the low vision clinician to map a patient's scotoma in each eye.



Dr. Frank Baker



Dr. Larry Brown

But we've skipped another major step in low vision display technology undertaken at the Center: the Honda project. The existence of LVES had attracted interest from the automobile industry, where prototyping of new car models, interiors, etc. was starting to shift from real-world prototyping to on-screen design. Through help from the Hopkins Technology Transfer office, Dr. Massof and postdoctoral fellow Dr. Larry Brown made contact with the Honda Motor Company and convinced them that an immersive design system with ultra-wide field of view would be vastly better than a screen-based system. They settled on a design that would

use the most advanced miniature flat screens available at the time, and arrange them in 3 rows in front of each eye. Each screen was controlled by a separate computer; a small room was needed to house the racks of approximately 30 computers required to run the system. This was probably one of the first virtual reality projects with a non-military application, and adjusting the optics for so many screens, and keeping them steady on the head turned out to be tricky. Nonetheless, the system design was delivered to Honda, and even though it did not result in a 2nd generation Super-LVES, it led to other immersive display systems and virtual reality research in the Center.

Other researchers, meanwhile, performed important studies on the diagnostic side. Dr. Gary Rubin had a large eye tracking system that allowed him to study reading with normal vision, create an artificial scotoma (blind spot) in the center, and do what the “bubble” could not: move the scotoma with the viewer’s gaze, and thus study reading as a person with AMD would have to do it. Dr. Rubin also developed special techniques to measure contrast sensitivity to better understand the re-



Dr. Gary Rubin



ports of many low vision patients about their difficulties seeing faces.

Dr. Kathy Turano, who started out as a postdoctoral research fellow with Dr. Rubin, soon developed her own line of research studying the effects of peripheral vision loss, and eventually tunnel vision, in retinitis pigmentosa patients, on their ability to detect and navigate around obstacles. She not only used real obstacles, but developed a virtual reality environment in which trees, poles, and holes in the ground could be presented at will, without danger to the study participants. Some readers may remember having experienced this virtual environment during a tour of the Center. For this research, Dr. Turano joined forces with an internationally acclaimed expert in the study of orientation and mobility for the blind and visually impaired, Dr. Duane Geruschat. He never actually joined the Center, because he was teaching at Salus University in Philadelphia, but he has been instrumental in many of our studies.



Dr. Kathy Turano

A new postdoctoral fellow, Dr. Shirin Hassan, joined Drs. Turano and Geruschat and took the study of safe mobility into the real world. Starting out with tests on Broadway, in front of the Wilmer Eye Institute, the team soon decided they needed more challenging locations to study how people with low vision make decisions about street crossing, so they expanded their test sites to Annapolis and to the roundabout in Towson, at the time one of the few in Maryland. Dr. Hassan was worried that drivers seeing the pedestrians on the side of the street would slow down, and thus affect the outcome of the research, as they would in her native Australia. She need not have worried, as it turned out: Drivers either did not notice them, or they did not care – not sure which is worse...



Dr. Shirin Hassan

Other researchers in the Center worked in very different areas. Dr. Janet Sunness, assisted by Dr. Ronald Schuchard, who came on board as a postdoctoral research fellow with Dr. Massof but soon developed his own area of interest, used the scanning laser ophthalmoscope, a brand-new instrument, to understand how patients with central scotomas read. This was possible because the instrument shows an image of the patient’s retina and the text that is being projected into the eye; this allows the experimenter to study how patients adjust to changes in the scotoma as it grows over time, due to AMD.



Dr. Janet Sunness



Dr. Schuchard

While these technological and diagnostic studies were taking place, Dr. Massof had set his sights on a different area of research that was sorely missing in low vision rehabilitation: self-reported outcome measures. Many areas of health care had started, by the early to mid-90s, to estimate the effectiveness of their treatments by asking the patients to report how the treatment had changed the way they performed activities of daily living. Typically this is done in the form of questionnaires with pre-determined items, and these must be validated (are the questions relevant to the patient, and informative about the treatment effect?) and calibrated (each question/item is assigned a weight). The questions should cover all relevant aspects of vision use in the patient’s daily life, and Dr. Massof based this so-called Activity Inventory on interview data collected by social worker Marie Leinhaas during the CVRP program; these extensive interviews also guaranteed the validity of the questions. During the calibration process, the items are calibrated relative to the persons, and vice versa. Dr. Massof followed an approach previously developed in rehabilitation medicine and thus became the pioneer and world’s expert in the proper design, administration, and analysis of self-report questionnaires for low vision.

(Continued on Page 10)

Beyond Our Borders

Meet our 2021-2022 Fellow

Do you know a border when you see one? Webster defines a border as a line separating two political or geographical areas; the edge or boundary of something; a band or strip – especially a decorative one; to be close to an extreme condition.



PDG Susan Timmons

When LVRF wants to reach Beyond Our Borders, what is it really saying? I believe LVRF wants Lions to share with Lions that we typically do not come in contact with to share the mission and story of low vision needs and current

happenings.

Share with Non-Lions, such as family, friends and neighbors with whom you typically do not talk about Lions and share how Lions through foundations such as the LVRF are assisting their communities in the fight to make every day more enjoyable for those living with low vision conditions. Perhaps you are traveling; look up a Lions Club in your traveling area (use the LCI website) and visit a club. Be certain that you have brochures of Foundations in your Multiple District and District to share with other clubs. Be prepared to speak to the missions of these foundations or be able to direct a curious individual to the proper place to get the answers to their curiosity. When you visit your eye doctors, share with them how they can assist their patients and improve their business of helping their low vision patients. Participate in other Lions clubs fundraising activities and be certain to share a brochure of the Lions Vision Research Foundation.

Everyone has a border they can cross and extend the knowledge of what can be done to improve one's daily walk with low vision. Each of us is a member of the LVRF Beyond Our Borders Committee. Everyone crosses a border but usually we are unaware that we have crossed a border. Be looking for the signs in life that indicate you have crossed the border and share something from within your border with others outside of your border. Always be prepared. Begin by sharing your smile because you have the knowledge that you have information that will make others lives better and your life more fulfilling.

Remember you are a part of the committee. Share the mission story with those beyond your border.

*Submitted by PDG Susan Timmons
LVRF Beyond Our Borders Co-Chair*

My name is Dominic Brown, and I am the current 2021-2022 Lion's Low Vision Fellow.

I am a Baltimore native who studied at the University of Maryland in Baltimore County majoring a bachelor's degree in Biology. I then went on to obtain my Doctor of Optometry degree in 2020 at the Pennsylvania College of Optometry at Salus University. I completed my residency training at the William Feinbloom Vision Rehabilitation Center in low vision and ocular disease.



Dominic Brown, MD

It's been approximately 3 months now that I've begun the Lion's Low Vision Rehabilitation Fellowship at the Wilmer Eye Institute of Johns Hopkins Hospital. I love the field of low vision, as it truly optimizes how patients functionally utilize their remaining vision. It has been an amazing experience thus far exploring low vision rehabilitation as a clinician-scientist and learning new and meaningful ways to continue to make a difference in the everyday lives of patients.

At this point in my fellowship, I've managed patients with a wide variety of common and rare ocular conditions on their journeys to overcoming their low vision. I've started the research process, exploring if and how patient expectations affect low vision care. I am looking forward to continuing through the rest of this fellowship and am very grateful for the opportunity to participate.



From the LVRF Administrative Manager



Lion Sue Parks

Happy Fall to all!

Recognition for donations is available to all clubs, individuals or groups. Total contributions over the past five Lions Years may be used for recognitions such as Arnall Patz Fellowships, Knights of the Blind Pyramids, or even '120 Club' Pins. When I acknowledge receipt of a new donation, I advise Clubs about funds available to use for recognitions. I will also send this information to

you on request. Detailed information and instructions about how to donate is available on the LVRF website www.LionsVision.org - including electronically completable Donation and Award Request Forms and the Recognition Awards Brochure. Get there by clicking on "DONATE." If you prefer using your credit card or Pay Pal account, you may do this on the same website page.

And a final note, this is a great time of year to purchase LVRF Ornaments for a \$15 donation for your Holiday decorations or as a gift. See the boxed info on the right. →

Yours in Service,

Lion Sue Parks, Administrative Manager

Ready for some Holiday Shopping?

Consider an LVRF Ornament

Ornament Only	\$15.00
Ornament with Stand	\$17.00
Gift Box	FREE



Mail request and check to:
LVRF, PO Box 1714, Baltimore, MD 21203

Copy request to:
Lion Sue Parks, LVRF Administrative Manager
lvrinfo@gmail.com.



Have you seen this picture? If you have, you have visited the LVRF website, www.LionsVision.org.

If you haven't, please visit it because it has a wealth of knowledge about LVRF and all aspects of *LOW VISION*.

You can find out that the LVRF resulted from a suggestion in 1952 from Helen Keller to Dr. Arnall Patz, who later became director of the Wilmer Eye Institute, that he consider collaborating with the Lions in their efforts to help the blind. You will find out why the LVRF later

concentrated it's efforts to address Low Vision specifically.

You will learn why the LVRF Fellowship program was established and why it is so important. Curious about the doctors who have received one-year fellowships? There is a picture and a write-up for each one of them available for downloading.

Want to have a Vision Day fundraiser to raise money for LVRF? All the information and graphic tools needed are available on the website.

Lost the Lions Vision newsletter that had an article you would like to retrieve? They are available in PDF format from 2007 to the present. Look under "News".

And there are many pictures and several videos of the yearly rallies held in November when Lions throughout the multiple district gather, learn of yearly accomplishments and bring their contributions for presentation.


This year's rally, like last year's is via zoom, and we look forward to you being there; see Page 4 to find out about -

EZ II RALLY!

(Continued from Page 7)

Together with Dr. Chris Bradley he has strengthened the theoretical foundations for this type of research and expanded the analysis methods to handle not only questionnaire data, but also results obtained through standardized performance measures, i.e., having low vision patients perform activities under supervision, and measure whether they complete the activity, as well as the timing and any errors made.

This approach is being adopted by Dr. Dagnelie, who applies it to people with ultra-low vision, i.e., such severe vision loss that they cannot see any letters on a letter chart, not even the “Big E” at arm’s length – yet they have some vision. Dr. Dagnelie got to this work through an unusual route: Almost 30 years ago he joined a project to test patients who were completely blind by stimulating their retina with small electrical currents in the operating room, and the patients saw dots of light. After 15 years this research led to the Argus II retinal implant and Dr. Dagnelie’s lab became one of the few places where the prosthetic vision of people with these implants are studied. It gradually became clear that this work requires patient-centered outcomes, i.e., questionnaires and performance measures, just as much as “regular” low vision, and that these outcomes should be suitable, for both prosthetic and ultra-low vision. This is especially true since other experimental treatments are rapidly being introduced, and people with ultra-low vision will be early candidates for studies of such treatments. Performance measures are now being created in virtual reality, making the tests easy to administer anywhere, with not much more than a head-mounted display and a laptop computer. A number of postdocs and graduate students have assisted Dr. Dagnelie in this work; Drs. Ava



Virtual block stacking

Bittner, Pamela Jeter, Arathy Kartha should be mentioned in particular.

This article would not be complete without mentioning another category of research, hands-on clinical research to make low vision care better, in Baltimore and around the world. Dr. Judy Goldstein has conducted several large-scale studies with colleagues at many other institutions to better understand which patients do and don't seek care; why eye doctors do or don't refer their patients; and how we can improve access to care, adherence to a plan of care, and communication of results to a greater public. And let's not forget the Lions Low Vision Fellows whose year-long training is generously sponsored by LVRF. Each fellow spends one day per week on a research project, collects data to present at the annual ARVO (Association for Research in Vision and Ophthalmology) meeting, and in almost all cases publishes a paper in a peer-reviewed journal. It is the support of the Lions of MD-22, through LVRF, that makes this possible, and not just this research: Many of the successful research projects within the Center started as small pilot studies supported by funds that Lions contributed to the Center’s annual fund and \$4M endowment. On this 30th anniversary of the LVRF-LVRRRC partnership this ongoing support is well worth commemorating and celebrating.



Dr. Massof - now

Submitted by Lion Gislin Dagnelie, PhD
Associate Program Director,
Lions Vision Research and Rehabilitation Center



Dr. Gislin Dagnelie

LVRF = LVRRRC 30

YEARS ANNIVERSARY



PIKE CREEK - GREEN HILL LIONS CHALLENGE

At the September 18, 2021, LVRF Board of Trustees meeting, Trustee Paul Settlemeyer presented a Fundraising Challenge on behalf of the Pike Creek/Green Hill Lions Club, his home club, to the Multiple District 22 Lions. This Challenge Grant offers to match contributions to LVRF made by clubs, individual Lions, and fundraising efforts, up to \$30,000. This challenge is from September 18 to December 1, 2021. An initial payment of \$10,000 has already been made to LVRF from this club. As we reach, the first \$10,000 match, the Pike Creek/Green Hill Lions will issue a second \$10,000 check to LVRF. This will continue until if or when the goal of \$30,000 is met. This opportunity to raise \$60,000 for LVRF and the Lions Low Vision Fellowship Endowment is a challenge that must be met.

The LVRF Board of Trustees are asking clubs and individual Lions to assist us in completing this challenge by making your annual donations to LVRF during this time frame when your donation is doubled!

As you are aware, our second virtual "EZ Rally" will be held on November 20, 2021 and donations made during that rally will also qualify for this match. Finally, please remember individual Lions can make a donation and this too will qualify for the match. No amount is too small.

Our two fall fundraisers, which are the sporting clay shoots held in 22W and 22B, normally do very well and many clubs are sponsors and purchase ads in our program book. Net proceeds from these two events will qualify for this match. So, there are numerous ways you can help us meet this challenge. Please, we need everyone to communicate with club leaders and individual Lions to help get the word out about this very generous offer made to us by the Pike Creek/Green Hill Lions Club from District 22D.

Let's chip in and meet this Challenge

DONATION FORM

THE MULTIPLE DISTRICT 22 LIONS VISION RESEARCH FOUNDATION, INC
at the Wilmer Eye Institute of the Johns Hopkins Medical Institutions
P. O Box 1714, Baltimore, MD 21203-1714

Enclosed is my/our contribution(s) of \$ _____ to support the Lions Vision Research Foundation.

I(We) desire our contribution to support:

- _____ Annual Operating Budget. (Please indicate Classification) _____ Annual _____ Vision Days
- _____ Lions Vision Fellowship Endowment (supports a Lions Fellow into perpetuity)

I(We) request the following Recognition(s):

120 Pin _____ Knights of the Blind Pyramid _____ Arnall Patz _____ Progressive Patz _____

Name(s) _____ Member Number _____

Club Name _____ Club Number _____

Receipt Address _____ City _____ State _____ Zip _____

Please complete below if this is a tribute or a memorial gift. In Honor Of _____ In Memory Of _____

Name(s) _____

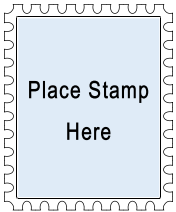
Send acknowledgement to: _____

Address _____ City _____ State _____ Zip _____

Please make checks payable to: MD 22 LVRF at address above
Donations are deductible in accordance with applicable tax laws.



The Multiple District 22 Lions Vision Research Foundation, Inc.
 At the Wilmer Eye Institute, The Johns Hopkins Medical Institutions
 P. O. Box 1714, Baltimore, MD 21203-1714



In This Issue!

Stary Eyes & Sunny Smiles: PDG John Shwed, LVRF Development Chair	Page 1
LVRF Chairman's Message: PDG Wayne Cole	Page 2
LVR&RC Chief's Message: Dr. Judith Goldstein	Page 3
LVRF EZ Rally II "The Sequel"	Page 4
LVRF Aim for Sight at Mayberry	Page 5
History of the LVR&RC, Part II: Dr. Gislin Dagnelie, LVR&RC Associate Program Director	Page 6
Beyond Our Borders, PDG Susan Timmons	Page 8
2021-2022 LVRF Fellow, Dr. Dominic Brown	Page 8
From the Administrative Manager, Lion Sue Parks	Page 9
The Pike Creek- Green Hill Lions Challenge	Page 11